

2017 IMPACT REPORT



“Empowering people
to create positive change.”

Early Childhood Development(ECD)



“Most kids need love and that is what they get from the Thanda staff.”

- Community Member

Enrollment growth

10
Children

2015

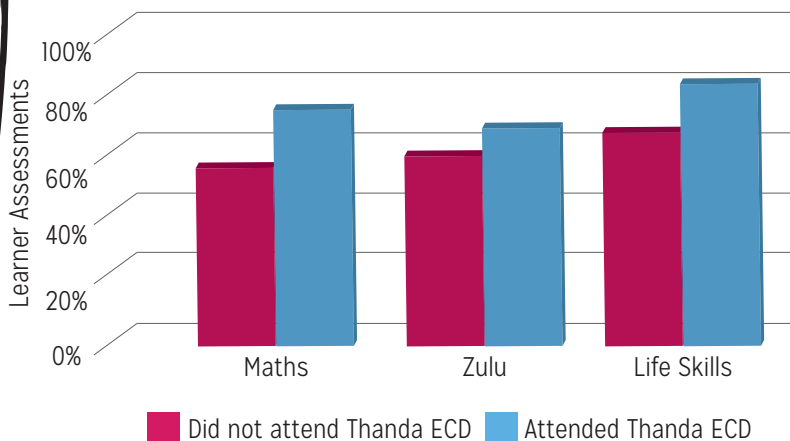
19
Children

2016

60
Children

2017

Thanda ECD vs. Non-Thanda ECD Comparisons in Grade R



81%

School
Attendance

ECD Photo Gallery



(from top left, clockwise) **1.** In 2017, 5 ECD classrooms were built to accommodate more children in an innovative learning environment. **2.** Each classroom is equipped with four learning areas: reading, art, cognitive learning and pretend play. **3.** Each day 8 different children get to wear an animal onesie to stimulate imaginative play and self-confidence. **4.** Age appropriate eco-ablutions ensure proper hygiene and safety. **5.** Tippy taps are an environmentally friendly hand washing solution and develop healthy habits! **6.** Our 3 sand pits provide fun sensory opportunities to play outdoors.





Since 2008, our
innovative
programmes and
sustainable
initiatives have
directly impacted
over 25,000
people in our
community

After-school Programme



Enrollment growth

368

2013

451

2014

464

2015

652

2016

717

2017

"Now when they perform in front of the class, they take the lead because they are not scared anymore. They are confident about their work."

- Local Primary School Teacher




In 2017, children improved...



109%



197%



68%



38%



After-school
Attendance



82%

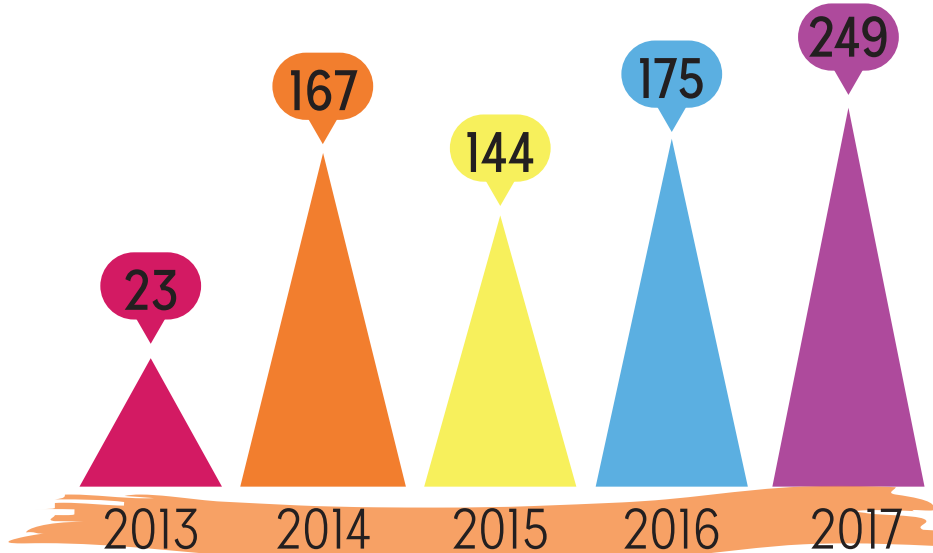
Organic Farming



“ Having more access to food has changed our lives at home. We don't buy from shops and in that way, we save money. We also eat fresh vegetables which is good for our bodies. ”
- Thanda Farmer



Enrollment Growth



1,836



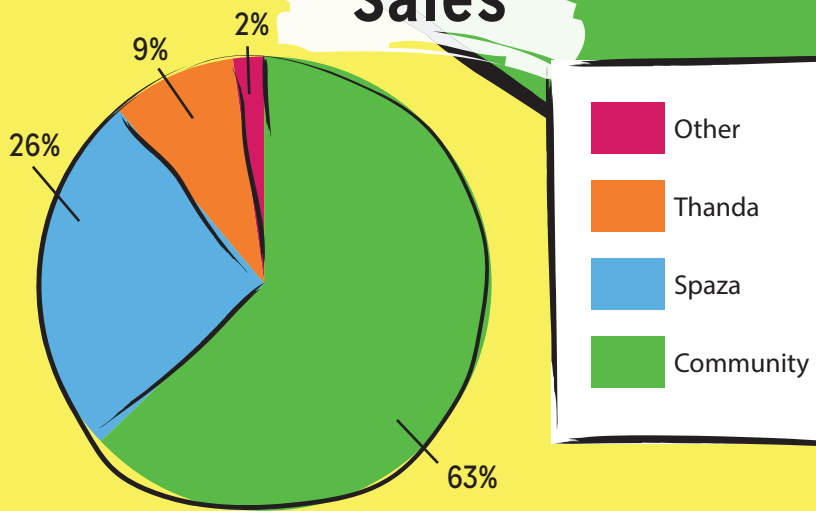
The number of household members of farmers that are consuming fresh, locally grown, organic vegetables and benefitting from a new source of income.

In 2017, we...



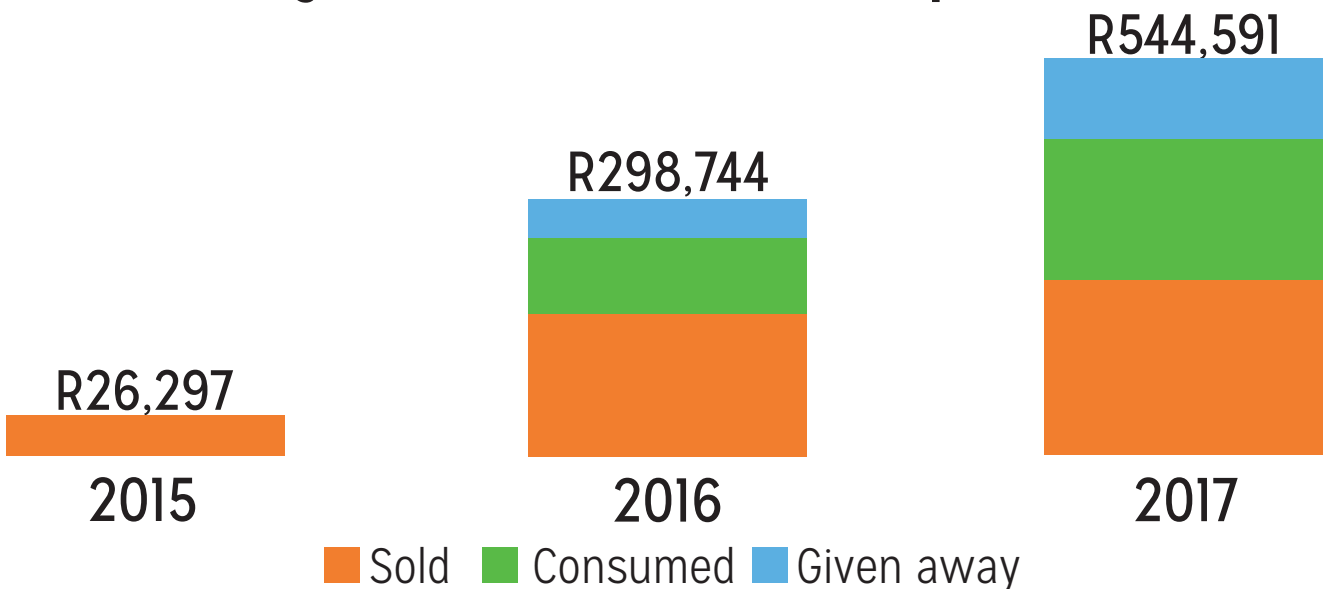
added 3 new farms

Sales



planted 17 different vegetables including: sugar beans, onions, maize, spinach, beetroot, peppers, and potatoes.

Yearly Production Comparisons



Community Centre

Books borrowed
from our library

460
2012

955
2013

1957
2014

3847
2015

6715
2016

5771
2017

102,086
healthy meals served

10,375
people engaged in outreach

3,239
people reached through events

2,697 visits on
holidays & weekends

148 chess sessions

“ Maybe one day
Thanda will be gone, but
it will leave the people of
this place self-sustained.
- Local Police ”



Centre Photo Gallery



(from top left, clockwise) **1.** Our **57 staff** members are hired from within the local community. **2.** The Centre was open every day in 2017, allowing children to visit us on holidays and weekends for skating, reading or exploring! **3.** Heritage Day is one of many community events hosted at our Centre. **4.** Our cooks provide over 800 nutritious meals to children in our programmes daily. **5.** Our library is the only one in our municipality and fosters a love for reading. **6.** Our After-school Facilitators go above and beyond by organising extra activities like outreach and book club!



Creative Learning Training



7 Organisations trained

"I have had such great feedback from your training, the aftercare staff are full of enthusiasm. The children love it too! They have already made masks!"
-Jabulani Rural Foundation

Creative Learning Training involves:

- Training other organisations on implementing our Creative Learning Curriculum.
- Ongoing internal training of our staff through personal development workshops, weekly trainings, and discussions.

